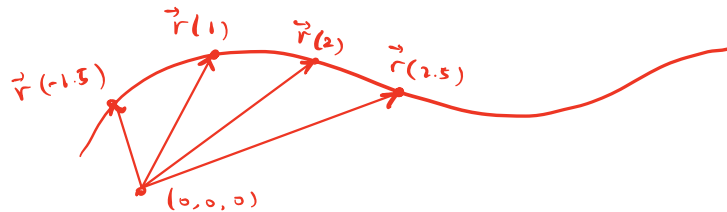


11.1 Vector-valued functions

Def A vector-valued function is a function whose domain is \mathbb{R} and whose output is vectors in \mathbb{R}^2 or \mathbb{R}^3 :

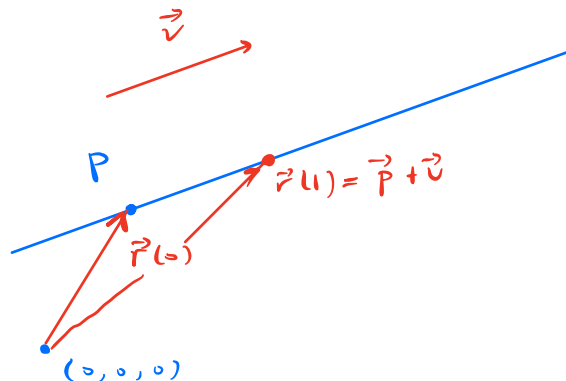
$$\vec{r}(t) = \langle f(t), g(t) \rangle \quad \text{or} \quad \vec{r}(t) = \langle f(t), g(t), h(t) \rangle.$$



$\vec{r}(t)$ describes position of particle moving in space

Example A line passing through $P = (x_0, y_0, z_0)$ in direction of $\vec{v} = \langle v_1, v_2, v_3 \rangle$ is given by

$$\vec{r}(t) = \langle x_0 + tv_1, y_0 + tv_2, z_0 + tv_3 \rangle.$$



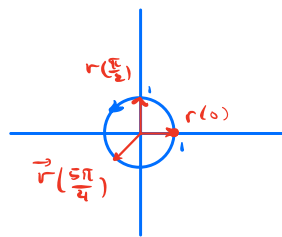
Example Plot the curves described by

$$\vec{r}_1(t) = \langle \underset{x}{\cos t}, \underset{y}{\sin t} \rangle \leftarrow \text{Notice } x^2 + y^2 = 1$$

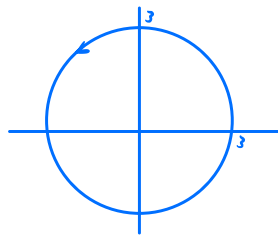
$$\vec{r}_2(t) = \langle 3 \cos t, 3 \sin t \rangle$$

$$\vec{r}_3(t) = \langle 2 + \cos t, 3 + \sin t \rangle$$

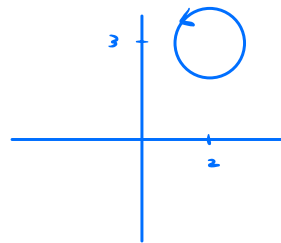
for $0 \leq t \leq 2\pi$.



unit circle



circle with
radius 3, center
at (0,0)



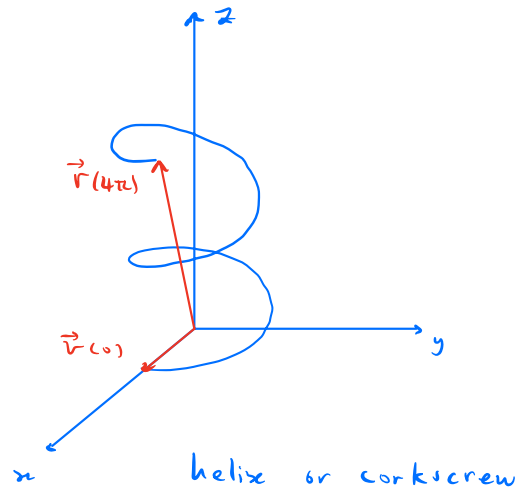
circle with
radius 1, center
at (2,3)

t	$\vec{r}(t)$
0	$\langle 1, 0 \rangle$
$\pi/4$	$\langle \sqrt{2}/2, \sqrt{2}/2 \rangle$
$\pi/2$	$\langle 0, 1 \rangle$
π	$\langle -1, 0 \rangle$

Circle equation $\vec{r}(t) = \langle a + r \cos t, b + r \sin t \rangle$

describes circle with center (a, b) and radius r
traced counter-clockwise.

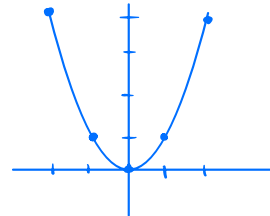
Example Plot $\vec{r}(t) = \langle \cos t, \sin t, t \rangle$ for
 $0 \leq t \leq 4\pi$.



Example Plot $\vec{r}(t) = \langle t, t^2 \rangle$, $-2 \leq t \leq 2$

We can make a table with example values:

t	$\vec{r}(t)$
-2	$\langle -2, 4 \rangle$
-1	$\langle -1, 1 \rangle$
0	$\langle 0, 0 \rangle$
1	$\langle 1, 1 \rangle$
2	$\langle 2, 4 \rangle$



But notice $x = t$ and $y = t^2 \Rightarrow y = x^2$

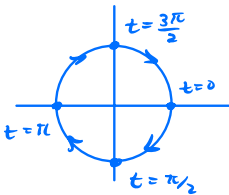
General Rule To make a vector-valued function
 whose plot is the graph of $y = f(x)$ for $a \leq x \leq b$
 let $\vec{r}(t) = \langle t, f(t) \rangle$, $a \leq t \leq b$.

Problem 1. Make a vector equation $\mathbf{r}(t)$ for a circle of radius 2 with center $(-1, 3)$ that is traced counter-clockwise for $0 \leq t \leq 2\pi$. What point on the curve is given by time $t = 0$? $t = \pi/2$? $t = 2\pi$?

$$\begin{aligned}\vec{r}(t) &= \langle -1, 3 \rangle + 2 \langle \cos t, \sin t \rangle \\ &= \langle -1 + 2\cos t, 3 + 2\sin t \rangle\end{aligned}$$

$$\vec{r}(0) = \langle 1, 3 \rangle, \quad \vec{r}(\pi/2) = \langle -1, 5 \rangle, \quad \vec{r}(2\pi) = \langle 1, 3 \rangle$$

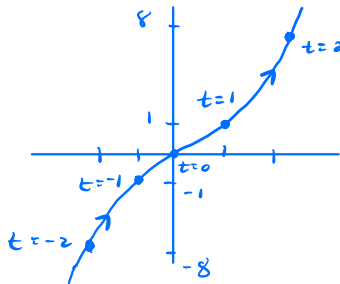
Problem 2. Plot the curve given by $\mathbf{r}(t) = \langle \cos(-t), \sin(-t) \rangle$ for $0 \leq t \leq 2\pi$ by first plotting some example points using $t = 0, \pi/2, \pi, 3\pi/2, 2\pi$. What curve is it? What effect does the negative sign have?



unit circle, but it's traced
clockwise when using $-t$
instead of t .

Problem 3. Plot the curve given by $\mathbf{r}(t) = \langle t, t^3 \rangle$ for $-2 \leq t \leq 2$ by first plotting some example points using $t = -2, -1, 0, 1, 2$. Write the curve as an equation of the form $y = f(x)$.

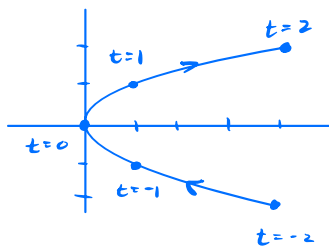
t	$\vec{r}(t)$
-2	$\langle -2, -8 \rangle$
-1	$\langle -1, -1 \rangle$
0	$\langle 0, 0 \rangle$
1	$\langle 1, 1 \rangle$
2	$\langle 2, 8 \rangle$



$$x = t, y = t^3 \Rightarrow y = x^3$$

Problem 4. Plot the curve given by $\mathbf{r}(t) = \langle t^2, t \rangle$ for $-2 \leq t \leq 2$ by first plotting some example points using $t = -2, -1, 0, 1, 2$. Write the curve as an equation involving the variables x and y .

t	$\vec{r}(t)$
-2	$\langle 4, -2 \rangle$
-1	$\langle 1, -1 \rangle$
0	$\langle 0, 0 \rangle$
1	$\langle 1, 1 \rangle$
2	$\langle 4, 2 \rangle$



$$x = t^2, \quad y = t \Rightarrow x = y^2$$

Problem 5. Make a vector equation $\mathbf{r}(t)$ for a line that passes through the points $P = (1, 2, 6)$ and $Q = (-4, 3, 1)$ using the point-direction-vector form $\mathbf{p} + t\mathbf{v}$ we learned last week with $\mathbf{p} = (1, 2, 6)$. At what time t are you at the point P ? Where are you at time $t = 1$? Explain how to make an equation so that you are at Q at time $t = 0$ and at P at time $t = 1$.

$$\vec{v} = \vec{PQ} = \langle -5, 1, -5 \rangle$$

$$\vec{r}(t) = \langle 1, 2, 6 \rangle + t \langle -5, 1, -5 \rangle$$

$$\vec{r}(0) = P, \quad \vec{r}(1) = Q$$

$$\text{if we use } \vec{s}(t) = \underbrace{\langle -4, 3, 1 \rangle}_Q + t \underbrace{\langle 5, -1, 5 \rangle}_{-\vec{v}}$$

$$\text{then } \vec{s}(0) = Q \text{ and } \vec{s}(1) = P.$$

Problem 6. Use CalcPlot3D to sketch the following curves in \mathbb{R}^3 .

a. $\mathbf{r}(t) = \langle \cos t, \sin t, \frac{t}{6\pi} \rangle, 0 \leq t \leq 6\pi$

b. $\mathbf{r}(t) = \langle \cos t, \frac{t}{4\pi}, \sin t \rangle, 0 \leq t \leq 4\pi$

